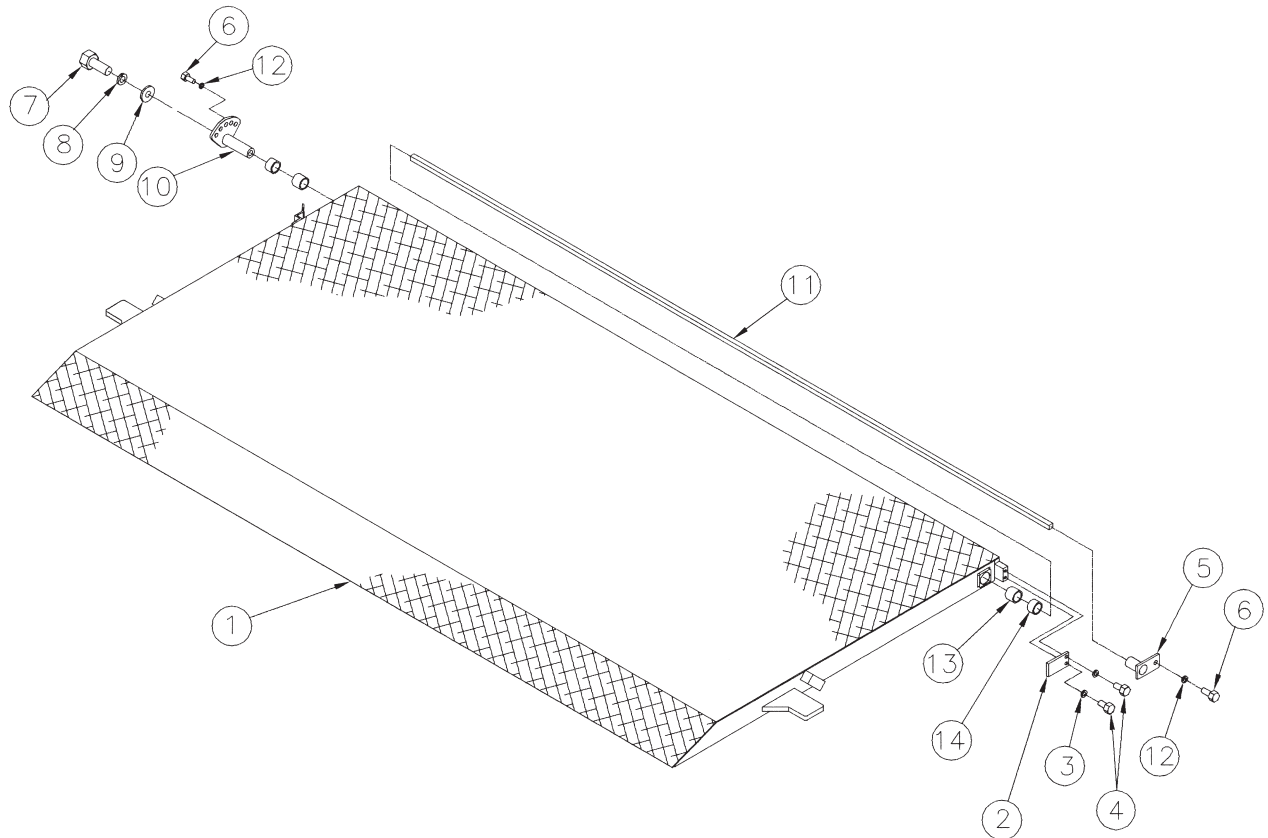


STEEL PLATFORM ASSEMBLY



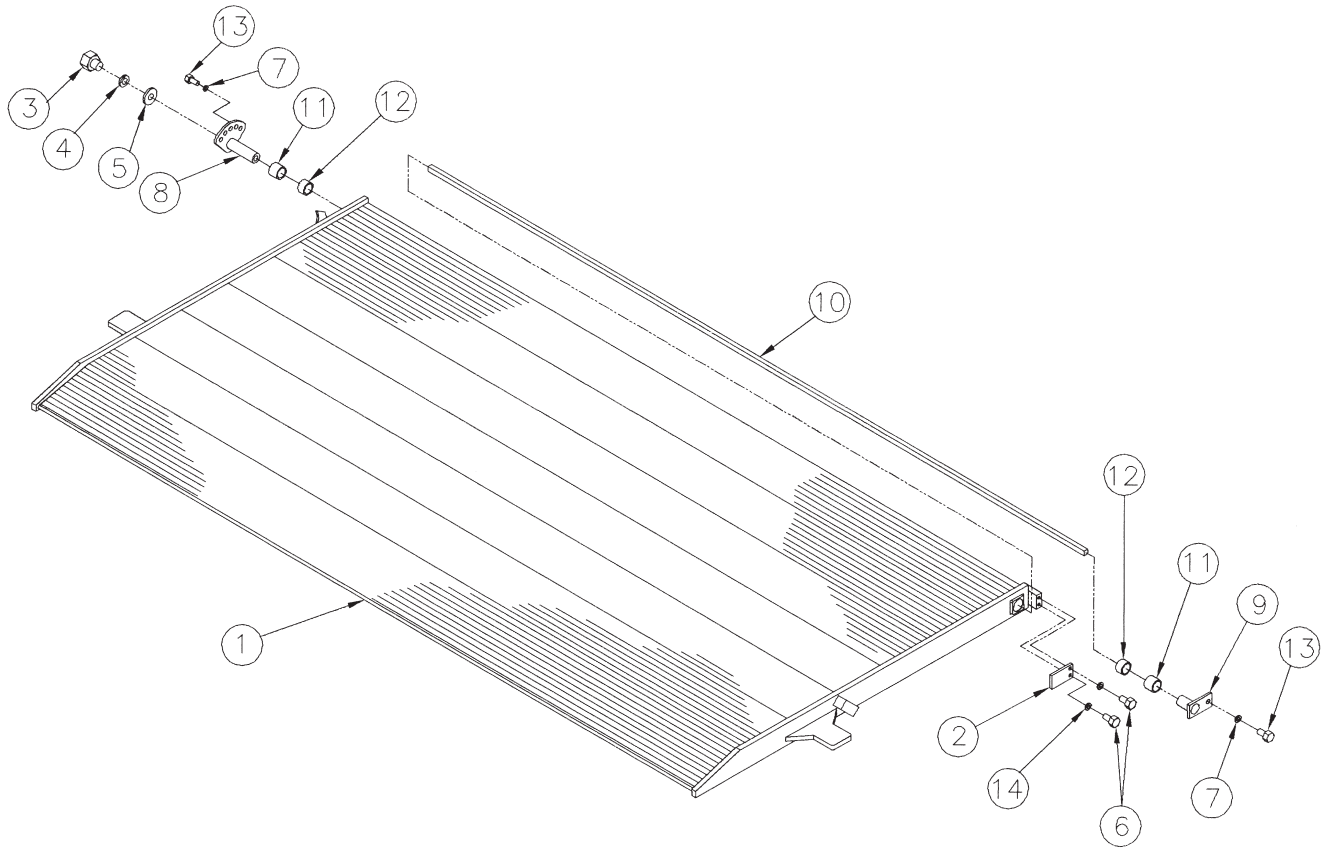
Item	Part Number	Description	Gate Model Qty.			
			20	20A	30	30A
1	3408-001	7530 Platform	1	1		
1	3408-002	7536 Platform	1	1		
1	3408-003	7542 Platform	1	1		
1	3408-004	8530 Platform	1	1		
1	3408-005	8536 Platform	1	1		
1	3408-006	8542 Platform (see note 1)	1	1		
1	3408-007	9030 Platform	1	1		
1	3408-008	9036 Platform	1	1		
1	3408-009	9042 Platform (see note 1)	1	1		
1	3408-010	9530 Platform	1	1		
1	3408-011	9536 Platform	1	1		
1	3408-012	9542 Platform (see note 1)	1	1		
1	3409-001	7530 Platform			1	1
1	3409-002	7536 Platform			1	1
1	3409-003	7542 Platform			1	1
1	3409-004	8530 Platform			1	1
1	3409-005	8536 Platform			1	1
1	3409-006	8542 Platform (see note 1)			1	1
1	3409-007	9030 Platform			1	1
1	3409-008	9036 Platform			1	1
1	3409-009	9042 Platform (see note 1)			1	1
1	3409-010	9530 Platform			1	1

Item	Part Number	Description	Gate Model Qty.			
			20	20A	30	30A
1	3409-011	9536 Platform (see note 1)			1	1
1	3409-012	9542 Platform (see note 1)			1	1
2	2329	Stop	1	1	1	1
3	8120380	.25 Lockwasher	2	2	2	2
4	8180022	.25 x 1.00 Screw	2	2	2	2
5	3199	Pin retainer	1	1	1	1
6	8180120	.38 x .75 Screw	2	2	2	2
7	8271713	.62 x .75 Screw	1	1	1	1
8	8121574	.62 Lockwasher	1	1	1	1
9	8130999	.62 Flatwasher	1	1	1	1
10	3108980	Adjusting bracket	1	1	1	1
11	5101-001	Torsion bar 85" platform	1	1	1	1
11	5101-002	Torsion bar 90" platform	1	1	1	1
11	5101-003	Torsion bar 95" platform	1	1	1	1
11	5101-004	Torsion bar 75" platform	1	1	1	1
12	8120382	.38 Lockwasher	2	2	2	2
13	5504-005	Bushing	2	2	2	2
14	5504-001	Bushing	2	2	2	2

Notes:

1. Requires one spring assembly and appropriate RH slider.

ALUMINUM PLATFORM ASSEMBLY



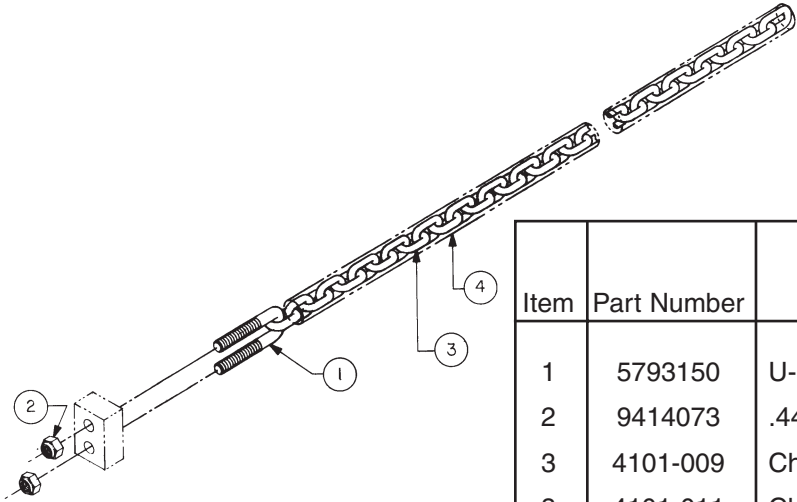
Item	Part Number	Description	Gate Model Qty.			
			20	20A	30	30A
1	3407-001	7530 Platform	1	1	1	1
1	3407-002	7536 Platform	1	1	1	1
1	3407-003	7542 Platform	1	1	1	1
1	3407-004	7548 Platform	1	1	1	1
1	3407-005	7554 Platform	1	1	1	1
1	3407-006	7560 Platform	1	1	1	1
1	3407-007	7566 Platform	1	1	1	1
1	3407-008	8530 Platform	1	1		
1	3407-009	8536 Platform	1	1	1	1
1	3407-010	8542 Platform	1	1	1	1
1	3407-011	8548 Platform	1	1	1	1
1	3407-012	8554 Platform	1	1	1	1
1	3407-013	8560 Platform	1	1	1	1
1	3407-014	8566 Platform (see note 1)	1	1	1	1
1	3407-015	9030 Platform	1	1		
1	3407-016	9036 Platform	1	1		
1	3407-017	9042 Platform	1	1	1	1
1	3407-018	9048 Platform	1	1	1	1
1	3407-019	9054 Platform	1	1	1	1
1	3407-020	9060 Platform	1	1	1	1
1	3407-021	9066 Platform (see note 1)	1	1	1	1
1	3407-022	9530 Platform	1	1		

Item	Part Number	Description	Gate Model Qty.			
			20	20A	30	30A
1	3407-023	9536 Platform	1	1		
1	3407-024	9542 Platform	1	1		
1	3407-025	9548 Platform	1	1	1	1
1	3407-026	9554 Platform	1	1	1	1
1	3407-027	9560 Platform (see note 1)	1	1	1	1
1	3407-028	9566 Platform (see note 1)	1	1	1	1
2	2329	Stop	1	1	1	1
3	8271713	.62 x .75 Screw	1	1	1	1
4	8121574	.62 Lockwasher	1	1	1	1
5	8130999	.62 Flatwasher	1	1	1	1
6	8109-001	.25 x 1.00 Screw SS	2	2	2	2
7	8120382	.38 Lockwasher	2	2	2	2
8	3108980	Adjusting bracket	1	1	1	1
9	3199	Pin retainer	1	1	1	1
10	5101-001	Torsion bar 85" platform	1	1	1	1
10	5101-002	Torsion bar 90" platform	1	1	1	1
10	5101-003	Torsion bar 95" platform	1	1	1	1
10	5101-004	Torsion bar 75" platform	1	1	1	1
11	5504-001	Bushing	2	2	2	2
12	5504-005	Bushing	2	2	2	2
13	8180120	.38 x .75 Screw	2	2	2	2
14	8106-002	.25 Lockwasher SS	2	2	2	2

Notes:

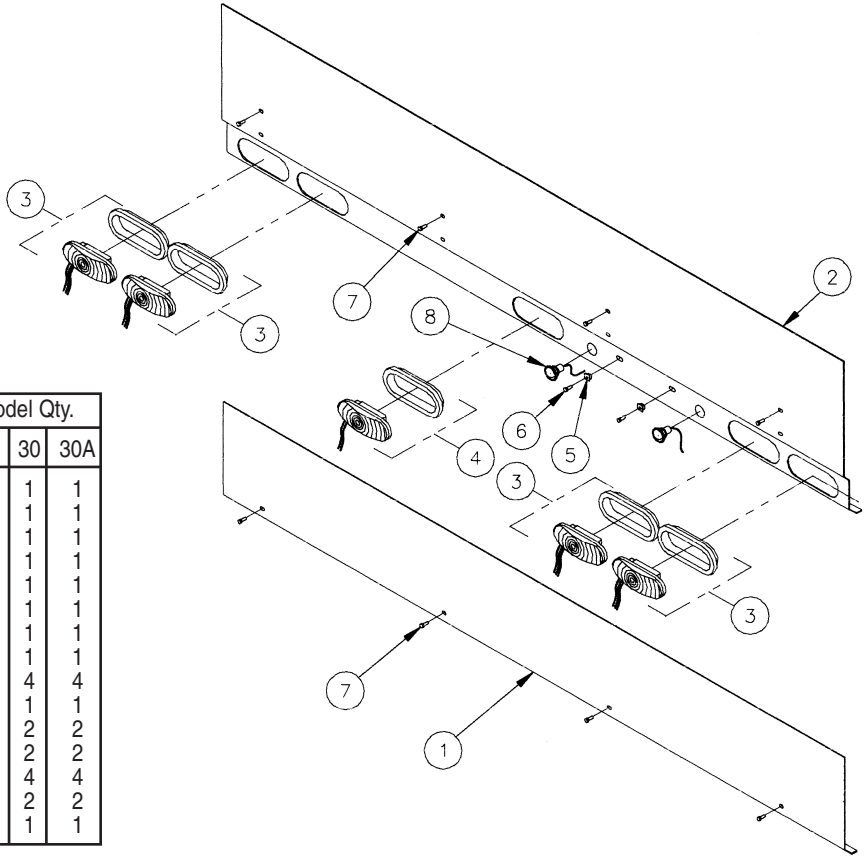
- 1. Requires one spring assembly and appropriate RH slider.

PLATFORM CHAIN ASSEMBLY



Item	Part Number	Description	Gate Model Qty.			
			20	20A	30	30A
1	5793150	U-Bolt	2	2	2	2
2	9414073	.44 Locknut	4	4	4	4
3	4101-009	Chain 48,54" deep alum.	2	2	2	2
3	4101-011	Chain 60,66" deep alum.	2	2	2	2
3	4101-012	Chain-steel,30,36,42" alum.	2	2	2	2
4	5702300	Protective sleeve	2	2	2	2

HOUSING COVERS

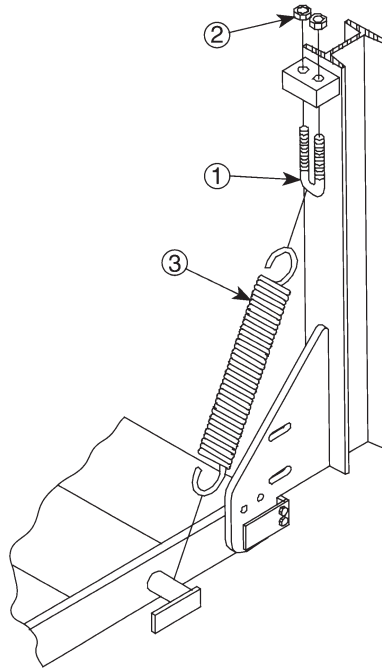


Item	Part Number	Description	Gate Model Qty.			
			20	20A	30	30A
1	2714-001	Steel Cover 80	1	1	1	1
1	2714-002	Steel Cover 90	1	1	1	1
1	2714-003	Steel Cover 95	1	1	1	1
1	2714-004	Steel Cover 100	1	1	1	1
1	2715-001	Steel Cover 80 W/Lower Lights*	1	1	1	1
2	2715-002	Steel Cover 90 W/Lower Lights*	1	1	1	1
2	2715-003	Steel Cover 95 W/Lower Lights*	1	1	1	1
2	2715-004	Steel Cover 100 W/Lower Lights*	1	1	1	1
3	4301320	Stop/Turn/Taillight	4	4	4	4
4	4301330	Back-up light	1	1	1	1
5	5702270	Plastic square nut	2	2	2	2
6	5702280	Screw	2	2	2	2
7	5793010	.25 x .75 Screw	4	4	4	4
8	4300550	License plate light	2	2	2	2
9	5792020	Gasket (not shown)	1	1	1	1

*Not for use on Low Bed applications

SPRING ASSEMBLY

Item	Part Number	Description	Qty.
1	5793150	U-BOLT	1
2	9414073	Locknut	2
3	5101120	Spring	1



ELECTRICAL PICTORIAL

GRAVITY DOWN ELECTRIC CONTROL (TOGGLE OR REMOTE PENDANT)

